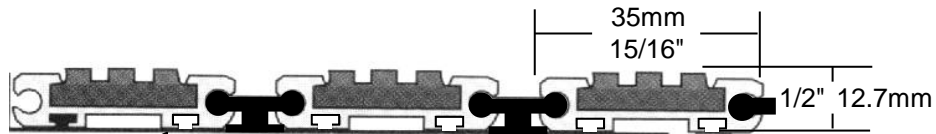
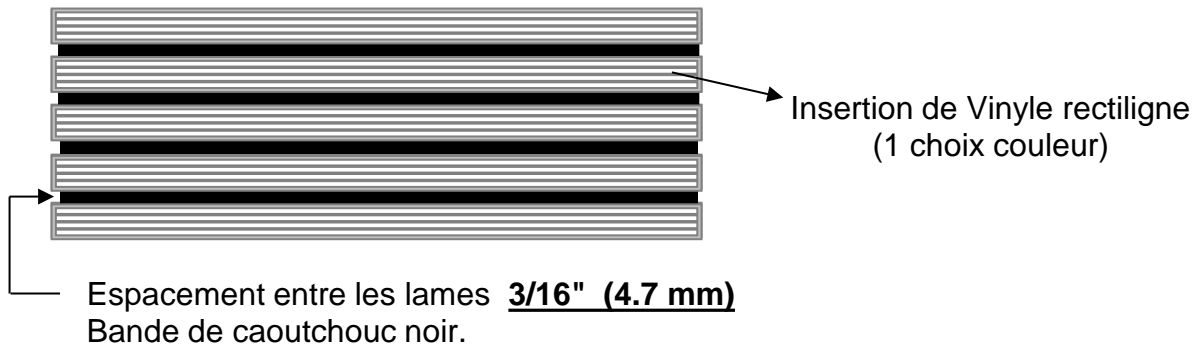


Modèle S-175

Lame en aluminium et insertion de vinyle. Choix de 6 couleurs.
 Lame avec insertion de vinyle rectiligne de (1 1/2 x 1/2").
 (38.1 x 12.7 mm)

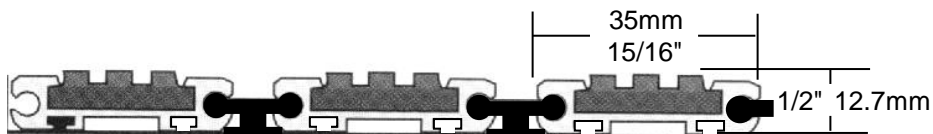
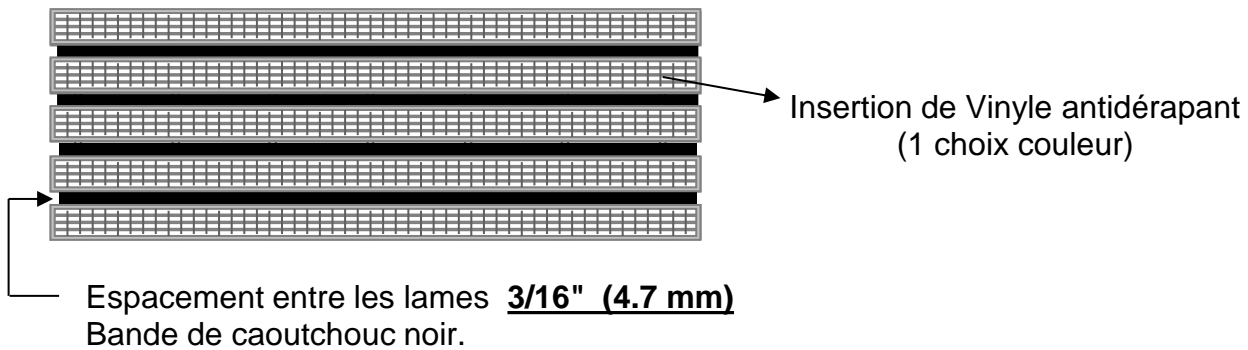
| CHARGE VIVE ACCEPTABLE | |
|-------------------------|-------------------------|
| (36") 915 mm | (48") 1220 mm |
| (----- lbs) ----- Kg | (----- lbs) ----- Kg |



Modèle STR-175

Lame en aluminium et insertion de vinyle. Choix de 6 couleurs.
 Lame avec insertion de vinyle antidérapant de (1 1/2 x 1/2").
 (38.1 x 12.7 mm)

| CHARGE VIVE ACCEPTABLE | |
|-------------------------|-------------------------|
| (36") 915 mm | (48") 1220 mm |
| (----- lbs) ----- Kg | (----- lbs) ----- Kg |



DESSIN D'ATELIER

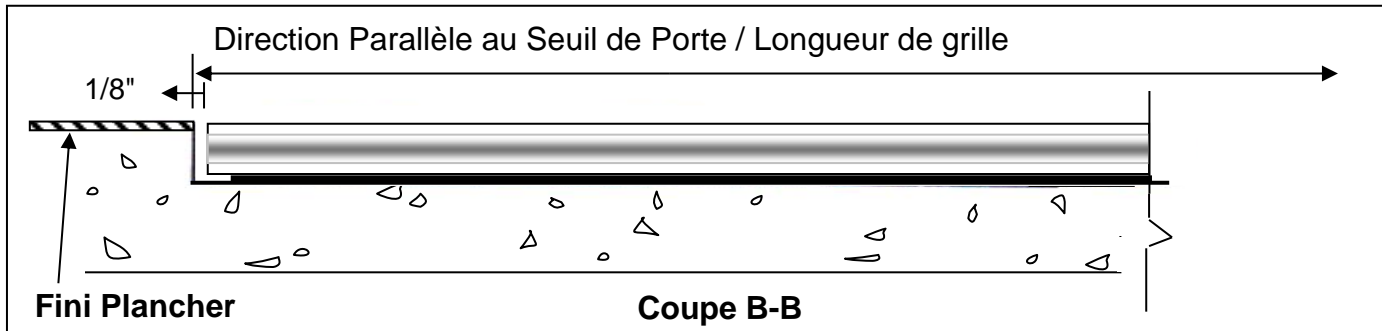
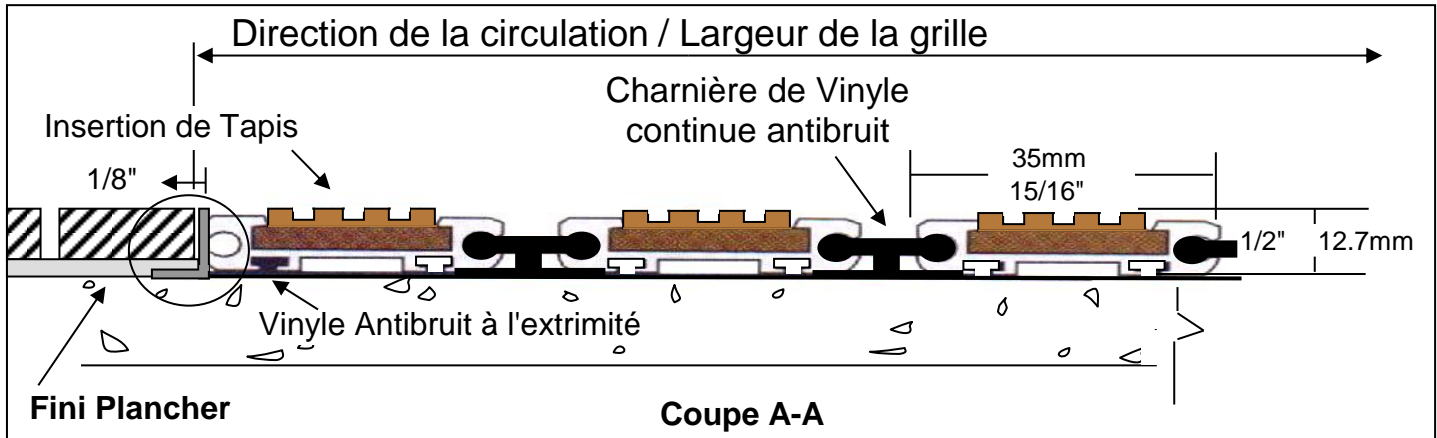


Matériaux: Alliage d'aluminium de type 6061-T6.
Sauf indication contraire.
Soudure: Assemblage au MIG.
Suivant les normes actuelles.
Finition: Usine

DESSIN D'ATELIER

NOTES: Profondeur total net 1/2"

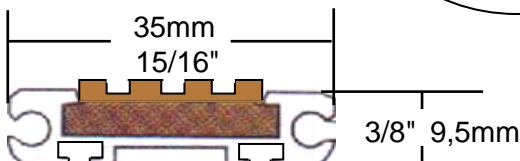
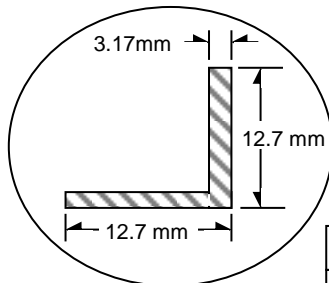
Modèle S-175

STR-175



Cadre modèle: L-10

Cadre en aluminium profilé ayant la forme d'un " L " et servant ainsi d'affleurement au plancher.



Cadre Biseau en Aluminium:

Cadre en surface sur demande

